



Spitzer Ranch



Professional Cattlemen's Brangus Bull Sale

Saturday, February 28, 2015

1:00 EST pm • Fair Play, SC

Dear Friends and Customers,

This catalog contains complete performance information on bulls for our 2015 sale offering. These bulls represent our 32+ year commitment to supplying breed-leading genetics to our customers. We have consistently striven to breed functional Brangus bulls to fill the needs of the profit-minded commercial and registered Professional Cattleman and feel truly blessed to be holding our 22nd annual sale.

Spitzer Ranch has a program structured around the disciplined breeding strategy of using only proven sires to increase genetic consistency. Our genetic program is different in that we are "Bull-Centric" and build that consistency by stacking generations of high-accuracy sire lines proven to be low birth weight, high growth CURVE BENDERS.

We have never wavered from pursuing our goals because of what is "trendy" or "fashionable" at the time. Spitzer Ranch has had a steadfast adherence to the Professional Cattleman's demand for profit-driven cattle. We totally embrace a philosophy grounded in the twin thoughts of objective selection of cattle for economically relevant traits that enhance profitability; and a total orientation to the needs of the commercial beef industry. Increasingly often we are generating bulls that also grab the attention of other Registered Brangus Breeders.

Thanks again for your interest and attention; we are confident you will like our program and our bulls. Please come to our sale where you will find a super group of honest, solid bulls with the proven reliable genetics to put pounds on the ground and dollars in your pocket. Please contact us if you desire additional information, need us to buy your bulls for you or if there is anything at all that we can do to be helpful.

Sincerely,

Doc, Patricia and Ben Spitzer

**Please visit our program at
www.srbulls.com for updates
and individual bull videos!**



2015 Spitzer Ranch Bull Sale - Profitable Genetics from Performance Cattlemen
Professional Cattlemen's Brangus Bull Sale

Saturday, February 28, 2015

ANNOUNCEMENTS MADE ON SALE DAY TAKE PRECEDENCE OVER ALL PREVIOUSLY REPORTED INFORMATION

SALE DAY SCHEDULE

8:00 AM EST Animals on Display
 Noon EST Complimentary Meal
 1:00 PM EST Sale Begins

SALE DAY PHONES

Home Office864/972-9140
 John Spitzer864/710-0257
 Patricia Spitzer864/710-4475
 Ben Spitzer864/723-3779
 Michael Hunt770/877-2098
 Jamey Hunt678/986-4825
 Wesley Hunt770/548-7950
 Seth Hunt770/548-1667

TELO-AUCTION AVAILABLE

NOTE: For any telephone bidding you must contact us in advance to register a bid number.

If you will not be able to attend the sale, you will still be able to bid by way of a conference call hookup. Beginning at 12:45 p.m. EST on sale day, potential bidders should call:

1-800-309-2350

to join the conference call live from the sale.

Enter the passcode: **4505514** followed by the # sign. There is no charge to the caller to be on the conference call hook-up.

CLAIMS FOR ADJUSTMENTS

Claims for adjustment must be made in writing to the seller within 6 (six) months of the sale date. All settlements will be made with credit at a future sale and this will, in any and all cases, be deemed full satisfaction and settlement.

LIABILITY

All persons attending this sale do so at their own risk. Neither Spitzer Ranch nor anyone connected with management of the sale assume liability, legally or otherwise, for safety of buildings or premises, or for behavior of animals.

TRUCKING

While hauling is typically a responsibility of the buyer, Spitzer Ranch continues the following policies. FREE HAULING anywhere on bull purchases of \$12,000 (one or several). FREE HAULING on bulls back to our Partners for Quality Cooperator locations. Additionally, we guarantee a maximum trucking cost of \$300 per bull within the states of GA, NC and SC if arrangements are made with us prior to the sale. For other states we will be glad to assist with transportation and will get your bull delivered as economically as possible.

FREE HAULING ON BULLS TO:

Georgia.....Hunt's H+ Brangus, Calhoun, GA
 South Carolina.....Will Taylor, Honea Path, SC

SALE MOTEL

From the east, try:

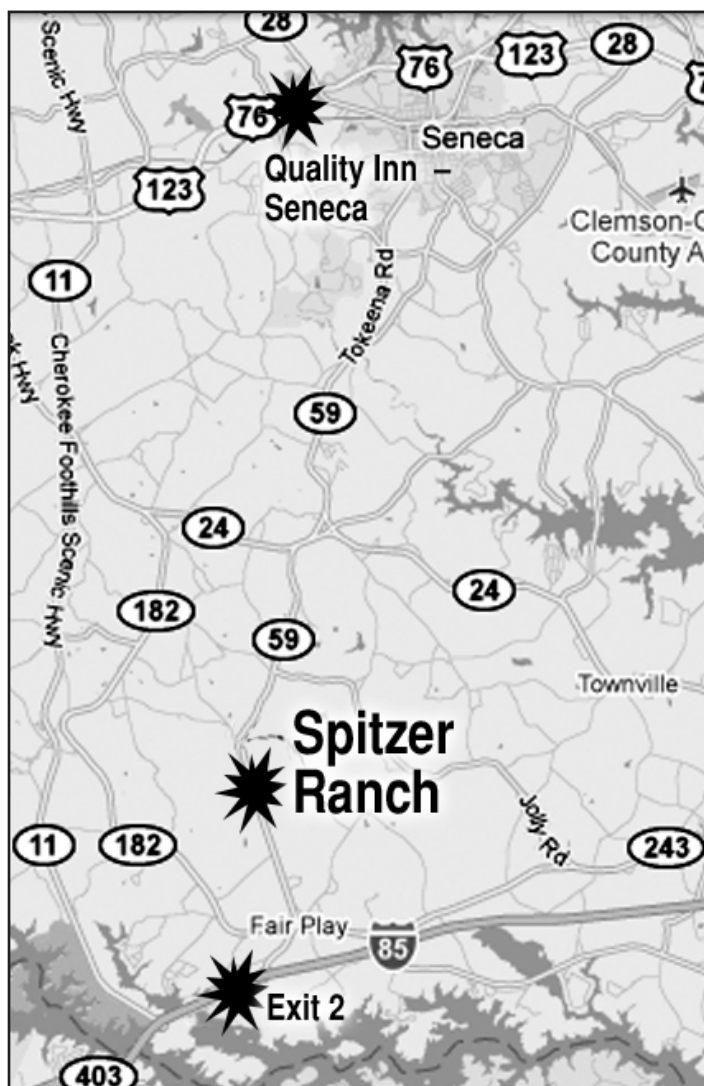
Quality Inn-Seneca
 226 Hitec Rd. • Seneca, SC 29678864/888-8300
 Spitzer Ranch Rate of \$66 + Tax

From the west, try:

Holiday Inn Express
 110 Owens Dr. • Lavonia, GA 30553706/356-2100
 Spitzer Ranch Rate of \$109 + Tax

DIRECTIONS TO SPITZER RANCH

Exit North off I-85 at Exit 2, Go North on SC Hwy 59 for 2 miles and look for our ranch sign on your left.



RESERVE SALE POLICY

Pretty well everyone has a floor price under their bulls at auction. You know the game; a lot of bulls get bid off to the same number or the same name and no bull sells below a certain price. We believe that's pretty devious. We don't like playing games and we want to tell you our minimum price up front in an honest and straightforward manner. We have a reserve "Base Price" on each bull selling in this sale.

Each bull will be started at the listed "Base Price." If you are willing to bid the base price do so before we are past that bull in the sale order. Once we move on to the next bull in the sale order, any passed-over bull is still available for sale, but the price will then be \$200 over the base price as listed in this catalog. In fact, any bull not sold on sale day will be available at that price through March 6, 2015, from our private treaty pens. But, no bull sold after sale day will ever be lower than the reserve base price plus \$200.

RETAINED-INTEREST BULLS

Spitzer Ranch (and/or our cooperators) reserves the right to retain a 50% revenue sharing semen interest on any bull sold. Bulls are in your possession and under your control for natural service and you get 100% of the salvage value. We will continue to own half interest in bulls for the purpose of collecting and marketing semen, as well as using semen in our herds. While it is unlikely large amounts of semen will be collected or sold for many bulls, we need that as an option on bulls sold. As a buyer and at your option, you can also have a 50% revenue sharing semen interest and participate in revenue from semen sales. We have developed a Bull Partnership Agreement spelling out further details. Buying a retained-interest bull obligates you to that agreement only for semen collection and sales. To avoid any misunderstandings, if you have any questions at all, please ask. If you chose not to be involved with semen sales, we still reserve the right to collect and market semen on any retained interest bull.


Bulls are cataloged by sale order and sell in sale order based on the highest Curve Bender Index (CBI).

SPITZER RANCH HAS BEEN SERVING OUR CUSTOMERS SINCE 1982

When you purchase an animal from Spitzer Ranch you become part of our program and have an option to become part of our future sales. We are committed to you as a customer and deliver service with each sale. You will automatically be updated with current EPDs on your bull purchases and the females sired by those bulls become candidates to return as

part of our Customer Commercial Brangus Female Sales. We pledge to conduct our business in a manner that demands providing only the best in genetics and services that make you a repeat customer. We definitely provide VALUE ADDED GENETICS and strive to provide VALUE ADDED SERVICE.

CALVING-EASE BULLS



Over the years we have become more and more conservative on which bulls get **flagged as "Calving-Ease Bulls."** We have adopted the philosophy that it is better for us to have stricter guidelines than for you to be sorry at calving time. Obviously there are no guarantees for preventing difficult births in heifers.

Even the most proven "Calving-Ease Bulls" of any breed will sire a large calf every so often. However, this information is meant to serve as a guide for managing risk of calving difficulty in your first-calf females. Our goal is to help you eliminate heifer calving problems to the best of our ability.

REMEMBER: Compare Brangus to Brangus – No across-breed EPD comparisons can be made! Bulls indicated by the calving-ease flag symbol in their data block are considered to be low-risk bulls for calving difficulty.

BUT, let's get real on calving ease! Our "calving-ease bulls" are meant to be used to breed virgin heifers such that they will have little or no calving problems with their first calf. The other bulls in our catalog are very appropriate for use on cows that have already had at least one calf. There are almost no bulls in the entire Brangus breed that cannot be used on mature cows and have no calving difficulties. In fact, because the correlation with size at birth and growth is extremely high, you would be losing growth (and weaning weight) if you use our designated "calving-ease bulls" on mature cows.

In general, always use our bulls **flagged as "Calving-Ease Bulls"** on virgin heifers for their first calf and use the other bulls on any mature cows in your herd. You do not need to pay extra for an easy-calving, low birth weight bull when it is not necessary to do so. On the other hand, a "calving-ease bull" to breed virgin heifers can be a God send.

	CE	BW	WW	YW	MILK	TM	CEM	SC	REA	%IMF	FT
EPDS	4.7	1.1	25	46	10	22	3.7	0.5	0.31	0.00	-0.043

2015 Spitzer Ranch Bull Sale - Profitable Genetics from Performance Cattlemen



Bulls designated with the "Calving-ease Flag" are felt to be Low-Risk Bulls for calving difficulty and are suitable for use on first-calf females.

1. Calving Ease Direct EPD – is expressed as a difference in percentage of unassisted births with a higher value indicating greater calving ease in first-calf heifers. It predicts the average difference in ease which a sire's calves will be born when he is bred to first-calf heifers.
2. Birth weight EPD – predicts calf size and calving ease.
3. Weaning weight EPD – predicts preweaning growth potential.
4. Yearling weight EPD – predicts overall growth potential and post-weaning gain.
5. Milk EPD – predicts the maternal contribution a bull passes to his daughters for milk production and mothering ability.
6. Total maternal EPD – predicts the overall weaning weight of calves from daughters of a bull due to growth potential as well as milk production and mothering ability.
7. Calving Ease Maternal – is expressed as a difference in percentage of unassisted births with a higher value indicating greater calving ease in first-calf daughters. It predicts the average ease with which a sire's daughters will calve as first-calf heifers when compared to daughters of other sires.
8. Scrotal circumference EPD – predicts testicle size.
9. Ribeye area EPD – predicts muscling.
10. Percent intramuscular fat EPD – predicts marbling and quality grade.
11. Fat EPD – predicts external fat thickness and yield grade.
12. To make it easier to evaluate EPDs, the percentile ranking is shown below each individual EPD. This is a great way to understand where the individual ranks in the breed for that particular EPD. For example, where it shows "10%," this means that particular EPD value is in the highest, or TOP 10%, of all non-parent bulls in the entire breed. (A 10% for BW, however, means lowest, or lightest.)
13. Actual birth weight within 24 hours of birth.
14. Weaning weight adjusted to 205 days of age and for age of dam.
15. Ranking of individual 205-day adjusted weaning weight in relation to average adjusted weaning weight of weaning contemporary group of this calf. The contemporary group has an average ratio of 100.
16. Average daily gain (pounds per day) during Spitzer Ranch's 168-day performance growth test.
17. Lifetime weight per day of age (actual weight divided by days of age) at the end of Spitzer Ranch's 168-day performance growth test.
18. Ranking of individual WDA in relation to average WDA of the entire test group, which has an average ratio of 100.
19. Yearling weight adjusted to 365 days of age and for age of dam.
20. Ranking of individual adjusted 365-day yearling weight in relation to the average adjusted yearling weight of yearling contemporary group. The contemporary group has an average ratio of 100.
21. Yearling frame score adjusted to 365-days of age.
22. Yearling scrotal circumference (testicle size measured in centimeters) adjusted to 365-days of age.
23. Curve Bender Index (CBI). Our exclusive INDEX which combines values for low birth weight EPD and high yearling weight EPD into one value. This Index has a highest achievable numeric value of 148 and goes down from there. Bulls with a higher numeric value for CBI would be expected to sire calves with lighter birth weights and yet heavier weaning and yearling weights. Please see www.srbulls.com for a more complete discussion of the CBI or call for a printed version.
24. CBI Quartile Rank. The CBI as described above and is ranked as First, Second, Third or Fourth Quartile. There is probably very little difference among bulls within the same Quartile Rank for CBI. There are greater dif-

LOT #	ANIMAL NAME											Ownership Brand
	Registration #			Birth Date			Tattoo					
CE	EPDs											
	CED	BW	WW	YW	Milk	TM	CEM	SC	REA	%IMF	Fat	
	1	2	3	4	5	6	7	8	9	10	11	
	12	12	12	12	12	12	12	12	12	12	12	
	Act			205-Day			Test			365-Day Yearling		
	BW	Wt	Ratio	ADG	WDA	Ratio	Wt	Ratio	FS	SC		
	13	14	15	16	17	18	19	20	21	22		
	Curve Bender Index						Carcass Ultrasound Scans					
	CBI	Quartile	REA	Ratio	%IMF	Ratio	Fat	Ratio				
	23	24	25	26	27	28	29	30				
	Sire: SIRE							Base Price				
	MGS: MATERNAL GRANDSIRE							Comments				
	MGGs: MATERNAL GREAT GRANDSIRE											
	GGGs: MAT. GREAT, GREAT GRANDSIRE											
	Dam's Progeny Record						Dam's Progeny Ultrasound					
	Dam	Age	# Prog	Act BW	BW-R	WW-R	YW-R	REA	%IMF	Fat		
	31	32	33	34	35	36	37	38	39	40		

- ferences among bulls in different Quartile Rank for CBI.
25. Ultrasound measurement of rib eye area, which is indicative of muscling and positively correlated with retail beef.
 26. Ranking of individual adjusted 365-day rib eye area in relation to the average adjusted rib eye area of the yearling contemporary group. The contemporary group has an average ratio of 100.
 27. Ultrasound measurement of percent intramuscular fat or marbling in the ribeye muscle which is a predictor of quality grade.
 28. Ranking of individual adjusted 365-day percent intramuscular fat in relation to the average adjusted percent intramuscular fat of the yearling contemporary group. The contemporary group has an average ratio of 100.
 29. Ultrasound measurement of fat thickness at the 12th rib, which is a good indicator of yield grade.
 30. Ranking of individual adjusted fat thickness at the 12th rib in relation to the average adjusted fat thickness at the 12th rib of the yearling contemporary group. The contemporary group has an average ratio of 100.
 31. The tattoo or private herd number (PHN) of the dam of this calf.
 32. Age of dam at time of birth of this calf.
 33. Number of calves born to dam
 34. Average actual birth weight of dam's progeny.
 35. Average birth weight ratio of dam's progeny compared within contemporary groups.
 36. Average weaning weight ratio of dam's progeny compared within contemporary groups.
 37. Average yearling weight ratio of dam's progeny compared within contemporary groups.
 38. Average ultrasound ribeye area of dam's bull calves.
 39. Average ultrasound % intermuscular fat of dam's bull calves.
 40. Average ultrasound fat thickness of dam's bull calves.

NOTE: All ultrasound scans (25-30 and 38-40) are adjusted to 365 days of age.

For your convenience, non-parent breed average EPDs are on each page.

	CED	BW	WW	YW	MILK	TM	CEM	SC	REA	%IMF	FT
EPDS	4.7	1.1	25	46	10	22	3.7	0.5	0.31	0.00	-0.043

WHAT'S A GOOD BULL WORTH ?

Prices for all classes of livestock are at historically high levels; in fact at dollar amounts many of us never thought we would see in our lifetimes. Those high prices are not only for the weaned calves we take to market but also for the herd bulls we purchase. That seems to require another look at economics and the age-old question, "At the price levels we are seeing for our calves; what's a bull worth to a commercial cow-calf producer?"

Thirty years ago Dr. Ernie Davis at Texas A&M University did an economic analysis of profitability in commercial cow herds which gave rise to a simple "rule-of-thumb" recommended to and followed by many producers. That economic search for profitability revealed that **a bull, at the very least, was worth your best five weaning age steer calves.**

At that time a 600-pound calf brought close to \$.70 per pound. Therefore each steer would be valued at \$420 and five calves would then be equivalent to \$2,100. Sure enough most of us did not even hesitate to spend that \$2,100 or even more for the right kind of bull. Keep in mind that figure was for an average bull. Dr. Davis recommended those above-average bulls – bulls that added more pounds at weaning, a better carcass or produced more productive daughters – were worth far more than the average bull and should be valued accordingly.

Now fast forward to the economic realities of beef production today. The Weekly Summary of Southeast Auctions report for the week ending November 14, 2014, accounted for 80,233 calves. That report had a 600-pound steer valued at \$2.38 per pound, averaged across sale barns in the Southeast. Let's round that off to a conservative \$2.30 per pound. That means you sold your 600-pound steers on average for \$1,380 each and five of those steer calves brought \$6,900. Just think about that! Economics would estimate that an average bull purchased for less than \$6,900 is a bargain and those above-average beasts, the really good ones, are actually underpriced in today's economic climate.

REMEMBER THE RULE-OF-THUMB; an average bull is worth your best five weaning-age steer calves. Now maybe we understand why we see the better performance-tested bull sales averaging so well. Economics for profitability are certainly here in today's market. Bulls with proof of their genetic worth in the form of performance data, carcass ultrasound scans and EPDs just have value to you as an investment that will return more dollars than you pay out and dramatically increase the profitability of your cow herd. Many would argue that if the average bull is worth five steer calves, the top end at most bull sales are worth considerably more. And if the bulls you buy can sire replacement females that improve your cow herd in the direction you want to go, that \$7,000 bull is actually a very profitable purchase and you pay for him with five calves.

	CED	BW	WW	YW	MILK	TM	CEM	SC	REA	%IMF	FT
EPDS	4.7	1.1	25	46	10	22	3.7	0.5	0.31	0.00	-0.043

1		H+ MOHICAN WARRIOR A302										H+
		Reg. # R10252676 Birth Date: 9/28/13 Tattoo: A302										
		EPDs										
		CED	BW	WW	YW	Milk	TM	CEM	SC	REA	%IMF	Fat
		7.2	-0.7	32	66	14	30	3.6	0.9	0.51	0.01	-0.033
		15%	15%	20%	15%	10%	10%	60%	15%	20%	45%	90%
		Act 205-Day			Test			365-Day Yearling				
		BW	Wt	Ratio	ADG	WDA	Ratio	Wt	Ratio	FS	SC	
		64	484	106	4.11	2.90	103	1141	110	5.2	32.7	
		Curve Bender Index				Carcass Ultrasound Scans						
		CBI	Quartile	REA	Ratio	%IMF	Ratio	Fat	Ratio			
		134	FIRST	14.1	114	2.54	86	0.26	117			
		Sire: TCB CATAWBA WARRIOR R532								Base Price \$4,000		
		MGS: SLF MR ELIXIR'S PUNCH 797U								<ul style="list-style-type: none"> Absolutely Does It All Top 20%+ for 8 EPDs Top 15% BW & YW EPDs Top 10% MK & TM EPDs 		
		MGS: BRINKS NIMITZ 392P119										
		GGGS: T. O. TRANSITION 31J4										
		Dam's Progeny Record					Progeny Ultrasound					
		Dam	Age	# Prog	Act BW	BW-R	WW-R	YW-R	REA	%IMF	Fat	
		Y144	2	1	64	93	106	110	14.1	2.54	0.26	

2		H+ MOHICAN WARRIOR A320										H+
		Reg. # R10252694 Birth Date: 10/22/13 Tattoo: A320										
		EPDs										
		CED	BW	WW	YW	Milk	TM	CEM	SC	REA	%IMF	Fat
		6.4	-0.4	32	66	16	32	3.6	0.3	0.39	-0.03	-0.019
		20%	20%	20%	15%	3%	5%	60%	70%	35%	65%	95%
		Act 205-Day			Test			365-Day Yearling				
		BW	Wt	Ratio	ADG	WDA	Ratio	Wt	Ratio	FS	SC	
		70	535	103	3.32	2.91	99	1065	103	5.3	31.3	
		Curve Bender Index				Carcass Ultrasound Scans						
		CBI	Quartile	REA	Ratio	%IMF	Ratio	Fat	Ratio			
		134	FIRST	12.4	101	3.19	91	0.30	132			
		Sire: TCB CATAWBA WARRIOR R532								Base Price \$4,000		
		MGS: PR ELIXIR 698L3								<ul style="list-style-type: none"> Bet-The-Ranch Calving Ease Top 20%+ for 6 EPDs Maternal Excellence Top 3% MK EPD 		
		MGS: CCR INTEGRITY 589K4										
		GGGS: CCR PATHFINDER 9B4										
		Dam's Progeny Record					Progeny Ultrasound					
		Dam	Age	# Prog	Act BW	BW-R	WW-R	YW-R	REA	%IMF	Fat	
		U569	5	4	64	90	100	101	11.6	2.96	0.30	

3		SR APACHE WARRIOR A361										S
		Reg. # R10250785 Birth Date: 11/5/13 Tattoo: A361										
		EPDs										
		CED	BW	WW	YW	Milk	TM	CEM	SC	REA	%IMF	Fat
		6.7	-1.3	33	66	16	33	2.1	0.1	0.61	0.12	-0.059
		15%	10%	20%	15%	3%	4%	95%	90%	10%	15%	2%
		Act 205-Day			Test			365-Day Yearling				
		BW	Wt	Ratio	ADG	WDA	Ratio	Wt	Ratio	FS	SC	
		76	605	102	3.04	2.89	98	1091	98	5.4	33.5	
		Curve Bender Index				Carcass Ultrasound Scans						
		CBI	Quartile	REA	Ratio	%IMF	Ratio	Fat	Ratio			
		134	FIRST	14.0	105	3.16	101	0.17	64			
		Sire: MC ABRAMS 468T22								Base Price \$4,000		
		MGS: SR WRANGLER WARRIOR T113								<ul style="list-style-type: none"> None Better Overall Top 20%+ for 9 EPDs Calving Ease+Milk+Growth Big 14 Inch REA 		
		MGS: CADENCE OF BRINKS 535D3										
		GGGS: TYSON OF BRINKS LB302Y62										
		Dam's Progeny Record					Progeny Ultrasound					
		Dam	Age	# Prog	Act BW	BW-R	WW-R	YW-R	REA	%IMF	Fat	
		X026	3	2	84	101	102	98	13.3	3.03	0.15	

2015 Spitzer Ranch Bull Sale - Profitable Genetics from Performance Cattlemen

4	H+ IROQUOIS WARRIOR A313											H+									
	Reg. # R10252687 Birth Date: 10/14/13 Tattoo: A313																				
	EPDs																				
	CED	BW	WW	YW	Milk	TM	CEM	SC	REA	%IMF	Fat										
	4.9	0.3	37	73	15	33	3.5	0.4	0.47	-0.06	-0.051										
<table border="0"> <tr> <td>45%</td><td>30%</td><td>10%</td><td>10%</td><td>5%</td><td>3%</td><td>65%</td><td>55%</td><td>25%</td><td>80%</td><td>20%</td> </tr> </table>											45%	30%	10%	10%	5%	3%	65%	55%	25%	80%	20%
45%	30%	10%	10%	5%	3%	65%	55%	25%	80%	20%											
Act	205-Day			Test	365-Day Yearling																
BW	Wt	Ratio	ADG	WDA	Ratio	Wt	Ratio	FS	SC												
70	561	108	3.45	2.93	100	1113	108	5.9	34.3												
Curve Bender Index				Carcass Ultrasound Scans																	
CBI	Quartile	REA	Ratio	%IMF	Ratio	Fat	Ratio														
115	FIRST	13.1	107	3.80	108	0.29	128														
Sire: SR WRANGLER WARRIOR T113						Base Price		\$5,000													
MGS: SVF MR CADENCE 23S86						<ul style="list-style-type: none"> • Right Tool For Calving Ease • Power For Maternal Efficiency • Huge 15.1 Inch REA • Super 3.92% IMF 															
MGS: CADENCE OF BRINKS 535D3																					
GGGS: CNF HULK 77H																					
Dam's Progeny Record					Progeny Ultrasound																
Dam	Age	# Prog	Act	BW	BW-R	WW-R	YW-R	REA	%IMF	Fat											
Y084	2	1	70	97	108	108	13.1	3.80	0.29												

5	SR INCA WARRIOR A366											S										
	Reg. # RR10250811 Birth Date: 11/6/13 Tattoo: A366																					
	EPDs																					
	CED	BW	WW	YW	Milk	TM	CEM	SC	REA	%IMF	Fat											
	3.5	1.9	37	65	6	25	3.1	1.0	0.43	-0.13	-0.032											
<table border="0"> <tr> <td>75%</td><td>75%</td><td>10%</td><td>10%</td><td>5%</td><td>90%</td><td>35%</td><td>85%</td><td>10%</td><td>30%</td><td>95%</td><td>90%</td> </tr> </table>											75%	75%	10%	10%	5%	90%	35%	85%	10%	30%	95%	90%
75%	75%	10%	10%	5%	90%	35%	85%	10%	30%	95%	90%											
Act	205-Day			Test	365-Day Yearling																	
BW	Wt	Ratio	ADG	WDA	Ratio	Wt	Ratio	FS	SC													
88	657	110	3.54	3.33	106	1223	106	5.9	35.6													
Curve Bender Index				Carcass Ultrasound Scans																		
CBI	Quartile	REA	Ratio	%IMF	Ratio	Fat	Ratio															
85	SECOND	14.5	102	2.12	71	0.29	109															
Sire: MR PB REDBULL 521/09 W						Base Price		\$5,000														
MGS: MR SVF 23M9						<ul style="list-style-type: none"> • RED BRANGUS • Big Time Performance • Top 15% YW EPD • Big 14.5 Inch REA 																
MGS: BRINKS GERONIMO 535J58																						
GGGS: BRIGHT SIDE OF BRINKS 789G5																						
Dam's Progeny Record					Progeny Ultrasound																	
Dam	Age	# Prog	Act	BW	BW-R	WW-R	YW-R	REA	%IMF	Fat												
99R11	8	7	79	98	102	102	14.2	3.11	0.34													

6	SR APACHE WARRIOR A368											S									
	Reg. # R10250813 Birth Date: 11/8/13 Tattoo: A368																				
	EPDs																				
	CED	BW	WW	YW	Milk	TM	CEM	SC	REA	%IMF	Fat										
	2.8	1.3	37	76	19	38	2.4	1.1	0.59	0.16	-0.037										
<table border="0"> <tr> <td>85%</td><td>60%</td><td>10%</td><td>5%</td><td>1%</td><td>1%</td><td>95%</td><td>10%</td><td>10%</td><td>10%</td><td>80%</td> </tr> </table>											85%	60%	10%	5%	1%	1%	95%	10%	10%	10%	80%
85%	60%	10%	5%	1%	1%	95%	10%	10%	10%	80%											
Act	205-Day			Test	365-Day Yearling																
BW	Wt	Ratio	ADG	WDA	Ratio	Wt	Ratio	FS	SC												
92	667	112	3.61	3.38	107	1244	108	6.5	37.4												
Curve Bender Index				Carcass Ultrasound Scans																	
CBI	Quartile	REA	Ratio	%IMF	Ratio	Fat	Ratio														
95	SECOND	15.1	107	3.92	131	0.31	117														
Sire: MC ABRAMS 468T22						Base Price		\$5,000													
MGS: ACES TF WRANGLER 145/8						<ul style="list-style-type: none"> • Uniquely Powerful Package • Top 10%+ for 7 EPDs • Top 5% YW EPD • Top 1% MK & TM EPDs 															
MGS: CADENCE OF BRINKS 535D3																					
GGGS: UPDATE OF BRINKS 71Y2																					
Dam's Progeny Record					Progeny Ultrasound																
Dam	Age	# Prog	Act	BW	BW-R	WW-R	YW-R	REA	%IMF	Fat											
N304	11	9	83	103	108	105	14.5	2.79	0.25												

7	H+ MOHICAN WARRIOR A312											H+									
	Reg. # R10252686 Birth Date: 10/9/13 Tattoo: A312																				
	EPDs																				
	CED	BW	WW	YW	Milk	TM	CEM	SC	REA	%IMF	Fat										
	7.3	-0.9	32	71	15	31	2.8	1.0	0.61	-0.06	-0.033										
<table border="0"> <tr> <td>10%</td><td>10%</td><td>20%</td><td>10%</td><td>5%</td><td>10%</td><td>95%</td><td>10%</td><td>10%</td><td>80%</td><td>90%</td> </tr> </table>											10%	10%	20%	10%	5%	10%	95%	10%	10%	80%	90%
10%	10%	20%	10%	5%	10%	95%	10%	10%	80%	90%											
Act	205-Day			Test	365-Day Yearling																
BW	Wt	Ratio	ADG	WDA	Ratio	Wt	Ratio	FS	SC												
66	503	97	3.55	2.82	96	1071	104	5.2	33.2												
Curve Bender Index				Carcass Ultrasound Scans																	
CBI	Quartile	REA	Ratio	%IMF	Ratio	Fat	Ratio														
139	FIRST	14.5	118	3.01	86	0.22	97														
Sire: TCB CATAWBA WARRIOR R532						Base Price		\$4,000													
MGS: SR WRANGLER WARRIOR T113						<ul style="list-style-type: none"> • Big Time Performance • Top 20%+ for 8 EPDs • Calving Ease+Milk+Growth • Big 14.5 Inch REA 															
MGS: BRINKS EASY STREET 30D37																					
GGGS: CADENCE OF BRINKS 535D3																					
Dam's Progeny Record					Progeny Ultrasound																
Dam	Age	# Prog	Act	BW	BW-R	WW-R	YW-R	REA	%IMF	Fat											
X007	3	2	72	98	101	103	12.7	3.04	0.17												

8	H+ IROQUOIS WARRIOR A328											H+									
	Reg. # R10252702 Birth Date: 11/12/13 Tattoo: A328																				
	EPDs																				
	CED	BW	WW	YW	Milk	TM	CEM	SC	REA	%IMF	Fat										
	5.6	0.1	34	68	11	28	2.9	0.1	0.78	0.10	-0.048										
<table border="0"> <tr> <td>35%</td><td>25%</td><td>15%</td><td>15%</td><td>35%</td><td>15%</td><td>90%</td><td>90%</td><td>2%</td><td>15%</td><td>35%</td> </tr> </table>											35%	25%	15%	15%	35%	15%	90%	90%	2%	15%	35%
35%	25%	15%	15%	35%	15%	90%	90%	2%	15%	35%											
Act	205-Day			Test	365-Day Yearling																
BW	Wt	Ratio	ADG	WDA	Ratio	Wt	Ratio	FS	SC												
68	551	106	3.15	2.92	100	1056	102	5.9	31.4												
Curve Bender Index				Carcass Ultrasound Scans																	
CBI	Quartile	REA	Ratio	%IMF	Ratio	Fat	Ratio														
134	FIRST	14.4	117	4.02	114	0.20	88														
Sire: SR WRANGLER WARRIOR T113						Base Price		\$4,000													
MGS: LEAD GUN OF BRINKS 222K14						<ul style="list-style-type: none"> • Substantial Calving Ease • Top 25%+ for 6 EPDs • Big 14.4 Inch REA • Fantastic 4.02% IMF 															
MGS: BRINKS TROOPER 268H																					
GGGS: TRANSFORMER OF BRINKS 784E6																					
Dam's Progeny Record					Progeny Ultrasound																
Dam	Age	# Prog	Act	BW	BW-R	WW-R	YW-R	REA	%IMF	Fat											
535R16	9	5	77	103	109	105	14.4	4.02	0.20												

9	SR APACHE WARRIOR A367											S									
	Reg. # R10250812 Birth Date: 11/6/13 Tattoo: A367																				
	EPDs																				
	CED	BW	WW	YW	Milk	TM	CEM	SC	REA	%IMF	Fat										
	5.2	0.0	33	63	13	30	2.9	-0.3	0.87	0.07	-0.052										
<table border="0"> <tr> <td>40%</td><td>25%</td><td>20%</td><td>20%</td><td>15%</td><td>10%</td><td>90%</td><td>95%</td><td>1%</td><td>20%</td><td>15%</td> </tr> </table>											40%	25%	20%	20%	15%	10%	90%	95%	1%	20%	15%
40%	25%	20%	20%	15%	10%	90%	95%	1%	20%	15%											
Act	205-Day			Test	365-Day Yearling																
BW	Wt	Ratio	ADG	WDA	Ratio	Wt	Ratio	FS	SC												
80	660	111	3.04	3.10	98	1146	99	5.4	27.4												
Curve Bender Index				Carcass Ultrasound Scans																	
CBI	Quartile	REA	Ratio	%IMF	Ratio	Fat	Ratio														
129	FIRST	17.0	120	2.65	89	0.21	79														
Sire: MC ABRAMS 468T22						Base Price		\$3,500													
MGS: UPPERCUT OF BRINKS 14J8						<ul style="list-style-type: none"> • Overall Superiority • Top 25%+ for 8 EPDs • Calving Ease+Milk+Growth • Unheard of 17 Inch REA 															
MGS: ACES TF WRANGLER 145/8																					
GGGS: CADENCE OF BRINKS 535D3																					
Dam's Progeny Record					Progeny Ultrasound																
Dam	Age	# Prog	Act	BW	BW-R	WW-R	YW-R	REA	%IMF	Fat											
W413	4	3	75	99	100	97	17.0	2.65	0.21												

	CED	BW	WW	YW	MILK	TM	CEM	SC	REA	%IMF	FT
EPDS	4.7	1.1	25	46	10	22	3.7	0.5	0.31	0.00	-0.043

2015 Spitzer Ranch Bull Sale - Profitable Genetics from Performance Cattlemen

10	WTN CATAWBA WARRIOR A391											T
	Reg. # R10261538 Birth Date: 11/1/13 Tattoo: A391											
EPDs												
	CED	BW	WW	YW	Milk	TM	CEM	SC	REA	%IMF	Fat	
	6.8	-0.4	31	69	15	30	3.1	2.0	0.57	0.05	-0.033	
	15%	20%	25%	15%	5%	10%	85%	1%	15%	30%	90%	
Act	205-Day			Test	365-Day Yearling							
BW	Wt	Ratio	ADG	WDA	Ratio	Wt	Ratio	FS	SC			
86	682	108	3.03	3.18	106	1167	106	6.8	40.9			
Curve Bender Index				Carcass Ultrasound Scans								
CBI	Quartile	REA	Ratio	%IMF	Ratio	Fat	Ratio					
134	FIRST	14.3	101	3.38	118	0.19	125					
Sire: TCB CATAWBA WARRIOR R532						Base Price			\$3,500			
MGS: UPPERCUT OF BRINKS 14J8						<ul style="list-style-type: none"> • Power House Performance • Top 25%+ for 8 EPDs • Top 1% for SC EPD • Big 14.3 Inch REA 						
MGS: TRANSFORMER OF BRINKS 784E6												
GGGS: TROOPER OF BRINKS 30D2												
Dam's Progeny Record						Progeny Ultrasound						
Dam	Age	# Prog	Act BW	BW-R	WW-R	YW-R	REA	%IMF	Fat			
U401	5	3	79	89	108	106	14.2	3.02	0.19			

11	SR MOHICAN WARRIOR A376											S
	Reg. # R10250817 Birth Date: 11/23/13 Tattoo: A376											
EPDs												
	CED	BW	WW	YW	Milk	TM	CEM	SC	REA	%IMF	Fat	
	9.4	-2.6	25	58	14	26	3.8	1.0	0.30	-0.04	-0.018	
	2%	2%	50%	30%	10%	25%	45%	10%	55%	70%	95%	
Act	205-Day			Test	365-Day Yearling							
BW	Wt	Ratio	ADG	WDA	Ratio	Wt	Ratio	FS	SC			
74	596	100	3.33	3.08	98	1129	98	6.3	34.6			
Curve Bender Index				Carcass Ultrasound Scans								
CBI	Quartile	REA	Ratio	%IMF	Ratio	Fat	Ratio					
119	FIRST	11.8	83	3.37	113	0.32	120					
Sire: TCB CATAWBA WARRIOR R532						Base Price			\$4,000			
MGS: SR CADENCE WARRIOR S702						<ul style="list-style-type: none"> • Bet-The-Ranch Calving Ease • Top 2% BW EPD • Maternal Excellence • Top 10% MK EPD 						
MGS: CCR INTEGRITY 589K4												
GGGS: CCR SLEEP EASY 38H												
Dam's Progeny Record						Progeny Ultrasound						
Dam	Age	# Prog	Act BW	BW-R	WW-R	YW-R	REA	%IMF	Fat			
W647	4	3	71	91	100	101	12.5	2.52	0.29			

12	SR MANDAN WARRIOR A382											S
	Reg. # R10253457 Birth Date: 1/8/14 Tattoo: A382											
EPDs												
	CED	BW	WW	YW	Milk	TM	CEM	SC	REA	%IMF	Fat	
	7.0	-1.1	26	58	15	28	3.7	0.9	0.52	-0.16	-0.039	
	15%	10%	45%	30%	5%	20%	55%	15%	20%	95%	75%	
Act	205-Day			Test	365-Day Yearling							
BW	Wt	Ratio	ADG	WDA	Ratio	Wt	Ratio	FS	SC			
86	691	108	3.06	3.21	100	1162	100	7.6	33.6			
Curve Bender Index				Carcass Ultrasound Scans								
CBI	Quartile	REA	Ratio	%IMF	Ratio	Fat	Ratio					
119	FIRST	13.2	104	1.72	54	0.06	39					
Sire: SR MOHICAN WARRIOR Y174						Base Price			\$3,500			
MGS: SR CADENCE WARRIOR P456						<ul style="list-style-type: none"> • Balanced Performance Genetics • Top 20%+ for 6 EPDs • Top 5% MK EPD • Youngest Bull In Group 						
MGS: SR CHEROKEE OUTLAW E504												
GGGS: UPDATE OF BRINKS 71Y2												
Dam's Progeny Record						Progeny Ultrasound						
Dam	Age	# Prog	Act BW	BW-R	WW-R	YW-R	REA	%IMF	Fat			
T761	7	6	77	100	101	102	13.1	2.39	0.13			

13	H+ MOHICAN WARRIOR A309											H+
	Reg. # UB10252683 Birth Date: 10/6/13 Tattoo: A309											
EPDs												
	CED	BW	WW	YW	Milk	TM	CEM	SC	REA	%IMF	Fat	
	4.1	0.8	37	77	17	36	3.3	1.1	0.73	0.16	-0.023	
	65%	45%	10%	5%	2%	2%	75%	10%	3%	10%	95%	
Act	205-Day			Test	365-Day Yearling							
BW	Wt	Ratio	ADG	WDA	Ratio	Wt	Ratio	FS	SC			
74	488	107	3.68	2.76	98	1076	104	4.7	32.0			
Curve Bender Index				Carcass Ultrasound Scans								
CBI	Quartile	REA	Ratio	%IMF	Ratio	Fat	Ratio					
120	FIRST	12.4	101	2.10	71	0.16	72					
Sire: TCB CATAWBA WARRIOR R532						Base Price			\$3,500			
MGS: SS MR 915 OF RETAIL PRODUCT						<ul style="list-style-type: none"> • Ultrablack (3/4 BN:1/4AN) • Unique Genetic Combination • Top 10%+ for 7 EPDs • Top 2% MK & TM EPDs 						
MGS: LEADGUN OF BRINKS 222K14												
GGGS: BRINKS TROOPER 268H												
Dam's Progeny Record						Progeny Ultrasound						
Dam	Age	# Prog	Act BW	BW-R	WW-R	YW-R	REA	%IMF	Fat			
164	2	1	74	105	107	104	12.4	2.10	0.16			

14	WTN WILLIE A397											T
	Reg. # R10261544 Birth Date: 11/28/13 Tattoo: A397											
EPDs												
	CED	BW	WW	YW	Milk	TM	CEM	SC	REA	%IMF	Fat	
	5.3	0.0	26	56	12	24	2.6	0.3	0.33	0.07	-0.042	
	40%	25%	45%	30%	25%	35%	95%	70%	50%	20%	65%	
Act	205-Day			Test	365-Day Yearling							
BW	Wt	Ratio	ADG	WDA	Ratio	Wt	Ratio	FS	SC			
92	654	103	3.11	3.15	105	1151	104	6.7	33.7			
Curve Bender Index				Carcass Ultrasound Scans								
CBI	Quartile	REA	Ratio	%IMF	Ratio	Fat	Ratio					
119	FIRST	14.0	99	3.39	118	0.19	125					
Sire: WT UPPERCUT WARRIOR U843						Base Price			\$3,500			
MGS: ACES TF WRANGLER 145/8						<ul style="list-style-type: none"> • Overall Balanced Genetics • Carcass Improver • Big 14 Inch REA • Excellent 3.39% IMF 						
MGS: CADENCE OF BRINKS 535D3												
GGGS: WB ALAMO 15B9												
Dam's Progeny Record						Progeny Ultrasound						
Dam	Age	# Prog	Act BW	BW-R	WW-R	YW-R	REA	%IMF	Fat			
P103	10	8	93	104	104	102	13.3	4.40	0.24			

15	SR WRANGLER WARRIOR A355											S
	Reg. # R10250783 Birth Date: 10/31/13 Tattoo: A355											
EPDs												
	CED	BW	WW	YW	Milk	TM	CEM	SC	REA	%IMF	Fat	
	6.1	-0.5	22	52	17	28	3.5	0.4	0.00	0.07	-0.025	
	25%	15%	65%	40%	2%	15%	65%	55%	95%	20%	95%	
Act	205-Day			Test	365-Day Yearling							
BW	Wt	Ratio	ADG	WDA	Ratio	Wt	Ratio	FS	SC			
84	565	96	3.54	2.98	101	1131	102	6.3	34.3			
Curve Bender Index				Carcass Ultrasound Scans								
CBI	Quartile	REA	Ratio	%IMF	Ratio	Fat	Ratio					
109	SECOND	12.0	90	2.88	92	0.32	120					
Sire: ACES TF WRANGLER 145/8						Base Price			\$3,500			
MGS: PR ELIXIR 698L3						<ul style="list-style-type: none"> • Balanced Genetic Package • Top 25%+ for 5 EPDs • Maternal Excellence • Top 2% MK EPD 						
MGS: CADENCE OF BRINKS 535D3												
GGGS: SR CHEROKEE OUTLAW E504												
Dam's Progeny Record						Progeny Ultrasound						
Dam	Age	# Prog	Act BW	BW-R	WW-R	YW-R	REA	%IMF	Fat			
436Y	2	1	78	108	122	107	12.3	5.07	0.34			

	CED	BW	WW	YW	MILK	TM	CEM	SC	REA	%IMF	FT
EPDS	4.7	1.1	25	46	10	22	3.7	0.5	0.31	0.00	-0.043

2015 Spitzer Ranch Bull Sale - Profitable Genetics from Performance Cattlemen

16	SR MANDAN WARRIOR A383											S	
	Reg. # R10253458 Birth Date: 1/13/14 Tattoo: A383												
EPDs													
	CED	BW	WW	YW	Milk	TM	CEM	SC	REA	%IMF	Fat		
	8.2	-1.6	22	53	14	25	3.5	1.0	0.41	-0.04	-0.037		
	5%	5%	65%	40%	10%	35%	65%	10%	35%	70%	80%		
Act	205-Day			Test	365-Day Yearling								
BW	Wt	Ratio	ADG	WDA	Ratio	Wt	Ratio	FS	SC				
88	588	92	3.60	3.20	100	1154	100	7.0	35.7				
Curve Bender Index													
CBI	Quartile	REA	Ratio	%IMF	Ratio	Fat	Ratio						
109	SECOND	12.0	96	4.67	146	0.25	161						
Sire: SR MOHICAN WARRIOR Y174											Base Price		\$3,500
MGS: DDD UC-GENTLEMAN 804S21											• Nicely Packaged Genetics		
MGS: ACES TF WRANGLER 145/8											• Maternal Excellence		
GGS: CADENCE OF BRINKS 535D3											• Top 10% MK EPD		
											• Outstanding 4.67% IMF		
Dam's Progeny Record						Progeny Ultrasound							
Dam	Age	# Prog	Act	BW	BW-R	WW-R	YW-R	REA	%IMF	Fat			
X019	3	2	79	98	95	98	12.0	4.67	0.25				

17	WTN ABRAMS WARRIOR A389											T	
	Reg. # R10261536 Birth Date: 10/30/13 Tattoo: A389												
EPDs													
	CED	BW	WW	YW	Milk	TM	CEM	SC	REA	%IMF	Fat		
	6.3	-2.0	23	52	19	30	3.3	0.2	0.58	0.01	-0.055		
	20%	3%	60%	40%	1%	10%	75%	80%	10%	45%	10%		
Act	205-Day			Test	365-Day Yearling								
BW	Wt	Ratio	ADG	WDA	Ratio	Wt	Ratio	FS	SC				
81	582	92	3.08	2.88	96	1074	97	6.2	34.0				
Curve Bender Index													
CBI	Quartile	REA	Ratio	%IMF	Ratio	Fat	Ratio						
109	SECOND	15.0	106	1.93	67	0.09	59						
Sire: MC ABRAMS 468T22											Base Price		\$3,500
MGS: CADENCE OF BRINKS 535D3											• Maternal + Muscle		
MGS: SR CHEROKEE OUTLAW E504											• Top 20%+ for 6 EPDs		
GGS: GKD PISTOL R103											• Top 1% MK EPD		
											• Huge 15 Inch REA		
Dam's Progeny Record						Progeny Ultrasound							
Dam	Age	# Prog	Act	BW	BW-R	WW-R	YW-R	REA	%IMF	Fat			
K026	14	12	83	99	99	101	13.7	2.67	0.18				

18	H+ IROQUOIS WARRIOR A325											H+	
	Reg. # R10252699 Birth Date: 11/8/13 Tattoo: A325												
EPDs													
	CED	BW	WW	YW	Milk	TM	CEM	SC	REA	%IMF	Fat		
	3.4	2.2	43	85	14	36	2.5	0.8	0.39	-0.07	-0.040		
	75%	80%	2%	2%	10%	2%	95%	20%	35%	85%	75%		
Act	205-Day			Test	365-Day Yearling								
BW	Wt	Ratio	ADG	WDA	Ratio	Wt	Ratio	FS	SC				
80	604	116	3.33	3.06	104	1136	110	5.5	36.4				
Curve Bender Index													
CBI	Quartile	REA	Ratio	%IMF	Ratio	Fat	Ratio						
98	SECOND	12.4	101	3.16	90	0.22	97						
Sire: SR WRANGLER WARRIOR T113											Base Price		\$3,000
MGS: TCB CATAWBA WARRIOR R532											• Big Impact Performance		
MGS: PR ELIXIR 698L3											• Top 20%+ for 5 EPDs		
GGS: CCR INTEGRITY 589K4											• Top 2% YW EPD		
											• Over 3% IMF		
Dam's Progeny Record						Progeny Ultrasound							
Dam	Age	# Prog	Act	BW	BW-R	WW-R	YW-R	REA	%IMF	Fat			
X001	3	2	85	114	113	110	11.7	3.84	0.23				

19	H+ MODOC WARRIOR A338											H+	
	Reg. # R10252712 Birth Date: 12/2/13 Tattoo: A338												
EPDs													
	CED	BW	WW	YW	Milk	TM	CEM	SC	REA	%IMF	Fat		
	5.3	0.3	33	61	10	27	3.7	0.5	-0.08	0.08	-0.025		
	40%	30%	20%	25%	45%	20%	55%	50%	95%	20%	95%		
Act	205-Day			Test	365-Day Yearling								
BW	Wt	Ratio	ADG	WDA	Ratio	Wt	Ratio	FS	SC				
72	543	105	3.17	2.94	100	1050	102	6.2	33.0				
Curve Bender Index													
CBI	Quartile	REA	Ratio	%IMF	Ratio	Fat	Ratio						
100	SECOND	10.6	87	4.09	116	0.27	119						
Sire: SR MOHICAN WARRIOR X004											Base Price		\$3,000
MGS: PR ELIXIR 698L3											• Bet-The-Ranch Calving Ease		
MGS: CCR SLEEP EASY 38H											• Carcass Quality Improver		
GGS: CCR PATHFINDER 196C5											• Top 20% IMF EPD		
											• Super 4.09% IMF		
Dam's Progeny Record						Progeny Ultrasound							
Dam	Age	# Prog	Act	BW	BW-R	WW-R	YW-R	REA	%IMF	Fat			
U565	5	4	77	108	100	99	10.9	3.59	0.22				

20	H+ MODOC WARRIOR A333											H+	
	Reg. # RR10252707 Birth Date: 11/25/13 Tattoo: A333												
EPDs													
	CED	BW	WW	YW	Milk	TM	CEM	SC	REA	%IMF	Fat		
	0.1	4.4	47	90	15	39	3.0	2.2	0.21	-0.11	-0.051		
	95%	95%	1%	1%	5%	1%	90%	1%	70%	95%	20%		
Act	205-Day			Test	365-Day Yearling								
BW	Wt	Ratio	ADG	WDA	Ratio	Wt	Ratio	FS	SC				
94	598	115	3.26	3.11	106	1119	108	7.5	42.4				
Curve Bender Index													
CBI	Quartile	REA	Ratio	%IMF	Ratio	Fat	Ratio						
99	SECOND	11.8	96	2.27	65	0.13	57						
Sire: SR MOHICAN WARRIOR X004											Base Price		\$3,000
MGS: SR WRANGLER WARRIOR L107											• RED BRANGUS		
MGS: CCR REMINGTON 18Z18											• Absolute Power In Growth		
GGS: VCC DYNASTY 102N3											• Top 1% WW & YW EPDs		
											• Top 1% SC EPD		
Dam's Progeny Record						Progeny Ultrasound							
Dam	Age	# Prog	Act	BW	BW-R	WW-R	YW-R	REA	%IMF	Fat			
R548	9	7	86	108	114	110	13.3	2.80	0.16				


21	SR WRANGLER WARRIOR A369											S	
	Reg. # R10250789 Birth Date: 11/12/13 Tattoo: A369												
EPDs													
	CED	BW	WW	YW	Milk	TM	CEM	SC	REA	%IMF	Fat		
	5.4	0.3	24	54	15	28	2.3	1.0	0.17	0.01	-0.017		
	35%	30%	55%	35%	5%	20%	95%	10%	75%	45%	95%		
Act	205-Day			Test	365-Day Yearling								
BW	Wt	Ratio	ADG	WDA	Ratio	Wt	Ratio	FS	SC				
76	681	104	3.17	3.11	106	1188	105	6.6	33.1				
Curve Bender Index													
CBI	Quartile	REA	Ratio	%IMF	Ratio	Fat	Ratio						
90	SECOND	12.3	99	2.86	85	0.31	111						
Sire: ACES TF WRANGLER 145/8											Base Price		\$3,500
MGS: TCB CATAWBA WARRIOR R532											• Calving Ease Deluxe		
MGS: CCR INTEGRITY 589K4											• Maternal Strength		
GGS: CCR SLEEP EASY 38H											• Top 5% MK EPD		
											• Top 10% SC EPD		
Dam's Progeny Record						Progeny Ultrasound							
Dam	Age	# Prog	Act	BW	BW-R	WW-R	YW-R	REA	%IMF	Fat			
Y109	2	1	76	111	104	105	12.3	2.86	0.31				

	CED	BW	WW	YW	MILK	TM	CEM	SC	REA	%IMF	FT
EPDS	4.7	1.1	25	46	10	22	3.7	0.5	0.31	0.00	-0.043


2015 Spitzer Ranch Bull Sale - Profitable Genetics from Performance Cattlemen

22	H+ MODOC WARRIOR A323											H+
	Reg. # R10252697 Birth Date: 11/6/13 Tattoo: A323											
EPDs												
	CED	BW	WW	YW	Milk	TM	CEM	SC	REA	%IMF	Fat	
	-0.9	3.9	42	70	9	30	3.0	0.8	0.26	0.00	-0.035	
	95%	95%	3%	10%	60%	10%	90%	25%	60%	50%	85%	
Act	205-Day			Test	365-Day Yearling							
BW	Wt	Ratio	ADG	WDA	Ratio	Wt	Ratio	FS	SC			
84	473	103	3.23	2.60	92	990	96	5.4	32.8			
Curve Bender Index				Carcass Ultrasound Scans								
CBI	Quartile	REA	Ratio	%IMF	Ratio	Fat	Ratio					
90	SECOND	10.4	85	2.08	71	0.13	58					
Sire: SR MOHICAN WARRIOR X004						Base Price			\$3,000			
MGS: SLF MR ELIXIR'S PUNCH 797U						<ul style="list-style-type: none"> • Uniquely Powerful Growth • Top 3% WW EPD • Top 10% YW EPD • Top 10% TM EPD 						
MGGs: BRINKS NIMITZ 392P119												
GGGs: CNF DUKE GLACIER 73G6												
Dam's Progeny Record						Progeny Ultrasound						
Dam	Age	# Prog	Act	BW	BW-R	WW-R	YW-R	REA	%IMF	Fat		
Y150	2	1	84	118	103	96	10.4	2.08	0.13			

23	H+ MODOC WARRIOR A337											H+
	Reg. # R10252711 Birth Date: 12/2/13 Tattoo: A337											
EPDs												
	CED	BW	WW	YW	Milk	TM	CEM	SC	REA	%IMF	Fat	
	4.0	1.4	39	70	11	30	3.3	1.0	0.16	0.00	-0.032	
	65%	60%	10%	10%	35%	10%	75%	10%	80%	50%	90%	
Act	205-Day			Test	365-Day Yearling							
BW	Wt	Ratio	ADG	WDA	Ratio	Wt	Ratio	FS	SC			
82	543	105	3.02	2.81	95	1026	99	6.2	35.4			
Curve Bender Index				Carcass Ultrasound Scans								
CBI	Quartile	REA	Ratio	%IMF	Ratio	Fat	Ratio					
90	SECOND	9.8	80	4.77	136	0.21	93					
Sire: SR MOHICAN WARRIOR X004						Base Price			\$3,000			
MGS: SR CADENCE WARRIOR S702						<ul style="list-style-type: none"> • Positive Growth Production • Top 10% WW & YW EPDs • Top 10% SC EPD • Outstanding 4.77% IMF 						
MGGs: CCR INTEGRITY 589K4												
GGGs: CCR SLEEP EASY 38H												
Dam's Progeny Record						Progeny Ultrasound						
Dam	Age	# Prog	Act	BW	BW-R	WW-R	YW-R	REA	%IMF	Fat		
X074	3	2	84	117	103	100	9.8	4.77	0.21			

24	H+ IROQUOIS WARRIOR A343											H+
	Reg. # R10252717 Birth Date: 12/28/13 Tattoo: A343											
	EPDs											
	CED	BW	WW	YW	Milk	TM	CEM	SC	REA	%IMF	Fat	
	6.1	0.2	28	55	15	29	3.2	0.7	0.11	0.00	-0.046	
	25%	30%	35%	35%	5%	15%	80%	25%	85%	50%	45%	
Act	205-Day			Test	365-Day Yearling							
BW	Wt	Ratio	ADG	WDA	Ratio	Wt	Ratio	FS	SC			
76	548	100	3.04	2.88	100	1034	100	6.9	31.9			
Curve Bender Index				Carcass Ultrasound Scans								
CBI	Quartile	REA	Ratio	%IMF	Ratio	Fat	Ratio					
90	SECOND	10.9	100	4.38	100	0.31	100					
Sire: SR WRANGLER WARRIOR T113						Base Price			\$3,000			
MGS: S.B. MR CADENCE 430H5						<ul style="list-style-type: none"> • Outstanding Calving Ease • Maternal Excellence • Top 5% MK EPD • Super 4.38% IMF 						
MGGs: ER THE BEEF MACHINE 23/5												
GGGs: WSR CLOUD 942/4												
Dam's Progeny Record						Progeny Ultrasound						
Dam	Age	# Prog	Act	BW	BW-R	WW-R	YW-R	REA	%IMF	Fat		
192N2	11	8	74	95	108	98	11.3	4.43	0.28			


25	WTN ABRAMS WARRIOR A390											T
	Reg. # R10261537 Birth Date: 10/31/13 Tattoo: A390											
EPDs												
	CED	BW	WW	YW	Milk	TM	CEM	SC	REA	%IMF	Fat	
	3.3	1.1	34	74	15	32	3.2	0.2	0.59	0.11	-0.051	
	80%	55%	15%	10%	5%	5%	80%	80%	10%	15%	20%	
Act	205-Day			Test	365-Day Yearling							
BW	Wt	Ratio	ADG	WDA	Ratio	Wt	Ratio	FS	SC			
96	667	105	2.92	3.05	102	1134	103	6.3	33.6			
Curve Bender Index				Carcass Ultrasound Scans								
CBI	Quartile	REA	Ratio	%IMF	Ratio	Fat	Ratio					
90	SECOND	14.0	99	3.20	112	0.14	92					
Sire: MC ABRAMS 468T22						Base Price			\$3,000			
MGS: TRANSFORMER OF BRINKS 784E6						<ul style="list-style-type: none"> • Powerful Growth and Carcass • Top 10% YW EPD • Top 15%+ REA & IMF EPDs • Over 3% IMF 						
MGGs: TROOPER OF BRINKS 30D2												
GGGs: TYSON OF BRINKS LB302Y62												
Dam's Progeny Record						Progeny Ultrasound						
Dam	Age	# Prog	Act	BW	BW-R	WW-R	YW-R	REA	%IMF	Fat		
535K34	13	12	86	98	102	103	14.0	2.97	0.20			


26	SR WRANGLER WARRIOR A351											S
	Reg. # R10250781 Birth Date: 10/17/13 Tattoo: A351											
	EPDs											
	CED	BW	WW	YW	Milk	TM	CEM	SC	REA	%IMF	Fat	
	7.5	-1.5	20	44	11	20	3.3	0.1	0.10	0.11	-0.035	
	10%	10%	75%	60%	35%	60%	75%	90%	85%	15%	85%	
Act	205-Day			Test	365-Day Yearling							
BW	Wt	Ratio	ADG	WDA	Ratio	Wt	Ratio	FS	SC			
60	623	96	2.80	2.76	94	1071	95	4.7	27.1			
Curve Bender Index				Carcass Ultrasound Scans								
CBI	Quartile	REA	Ratio	%IMF	Ratio	Fat	Ratio					
89	SECOND	12.4	101	3.85	115	0.25	89					
Sire: ACES TF WRANGLER 145/8						Base Price			\$3,000			
MGS: SR CADENCE WARRIOR S702						<ul style="list-style-type: none"> • Bet-The-Ranch Calving Ease • Carcass Quality Improver • Top 15% IMF EPD • Super 3.85% IMF 						
MGGs: PR ELIXIR 698L3												
GGGs: CCR INTEGRITY 589K4												
Dam's Progeny Record						Progeny Ultrasound						
Dam	Age	# Prog	Act	BW	BW-R	WW-R	YW-R	REA	%IMF	Fat		
Y132	2	1	60	89	96	95	12.4	3.85	0.25			


27	H+ MODOC WARRIOR A330											H+
	Reg. # R10252704 Birth Date: 11/17/13 Tattoo: A330											
EPDs												
	CED	BW	WW	YW	Milk	TM	CEM	SC	REA	%IMF	Fat	
	-0.2	3.6	37	67	13	32	2.7	0.9	0.02	0.17	-0.030	
	95%	95%	10%	15%	15%	10%	95%	15%	95%	5%	95%	
Act	205-Day			Test	365-Day Yearling							
BW	Wt	Ratio	ADG	WDA	Ratio	Wt	Ratio	FS	SC			
94	540	104	3.33	2.99	102	1073	104	6.8	35.1			
Curve Bender Index				Carcass Ultrasound Scans								
CBI	Quartile	REA	Ratio	%IMF	Ratio	Fat	Ratio					
85	SECOND	11.2	92	5.18	147	0.29	128					
Sire: SR MOHICAN WARRIOR X004						Base Price			\$3,000			
MGS: BURTIN'S TRANSFORMER 803G3						<ul style="list-style-type: none"> • Powerful Growth and Carcass • Top 15% YW EPD • Top 5% IMF EPD • Unheard of 5.18% IMF 						
MGGs: ACES TF WRANGLER 145/8												
GGGs: CADENCE OF BRINKS 535D3												
Dam's Progeny Record						Progeny Ultrasound						
Dam	Age	# Prog	Act	BW	BW-R	WW-R	YW-R	REA	%IMF	Fat		
R525	9	8	84	109	103	99	11.8	4.30	0.27			


	CED	BW	WW	YW	MILK	TM	CEM	SC	REA	%IMF	FT
EPDS	4.7	1.1	25	46	10	22	3.7	0.5	0.31	0.00	-0.043


2015 Spitzer Ranch Bull Sale - Profitable Genetics from Performance Cattlemen

28	SR MOHICAN WARRIOR A371											S
	Reg. # R10250814 Birth Date: 11/14/13 Tattoo: A371											
	EPDs											
	CED	BW	WW	YW	Milk	TM	CEM	SC	REA	%IMF	Fat	
	9.1	-2.7	15	40	19	26	3.0	0.7	0.50	0.06	-0.023	
3% 2% 90% 65% 1% 25% 90% 25% 20% 25% 95%												
Act	205-Day			Test	365-Day Yearling							
BW	Wt	Ratio	ADG	WDA	Ratio	Wt	Ratio	FS	SC			
74	523	88	3.24	2.85	91	1041	90	6.6	33.4			
Curve Bender Index				Carcass Ultrasound Scans								
CBI	Quartile	REA	Ratio	%IMF	Ratio	Fat	Ratio					
84	SECOND	12.5	88	2.86	96	0.20	75					
Sire: TCB CATAWBA WARRIOR R532						Base Price \$3,000						
MGS: BURTIN'S TRANSFORMER 803G3						<ul style="list-style-type: none"> Breed Leading Calving Ease Top 2% BW EPD Maternal Excellence Top 1% MK EPD 						
MGS: ACES TF WRANGLER 145/8												
GGGS: CADENCE OF BRINKS 535D3												
Dam's Progeny Record					Progeny Ultrasound							
Dam	Age	# Prog	Act	BW	BW-R	WW-R	YW-R	REA	%IMF	Fat		
S610	8	7	73	91	97	98	12.8	3.32	0.32			

29	H+ MODOC WARRIOR A335											H+
	Reg. # R10252709 Birth Date: 11/29/13 Tattoo: A335											
	EPDs											
	CED	BW	WW	YW	Milk	TM	CEM	SC	REA	%IMF	Fat	
	3.8	1.5	34	61	10	27	3.6	0.8	0.20	0.00	-0.039	
70% 65% 15% 25% 45% 20% 60% 20% 70% 50% 75%												
Act	205-Day			Test	365-Day Yearling							
BW	Wt	Ratio	ADG	WDA	Ratio	Wt	Ratio	FS	SC			
78	558	122	3.42	2.99	106	1105	107	5.9	32.6			
Curve Bender Index				Carcass Ultrasound Scans								
CBI	Quartile	REA	Ratio	%IMF	Ratio	Fat	Ratio					
75	SECOND	12.3	100	5.07	172	0.34	153					
Sire: SR MOHICAN WARRIOR X004						Base Price \$3,000						
MGS: SLF MR ELIXIR'S PUNCH 797U						<ul style="list-style-type: none"> Growth and Carcass Superiority Top 25%+ WW & YW EPDs Unheard of 5.07% IMF Top 20% SC EPD 						
MGS: BRINKS NIMITZ 392P119												
GGGS: CNF HULK 77H												
Dam's Progeny Record					Progeny Ultrasound							
Dam	Age	# Prog	Act	BW	BW-R	WW-R	YW-R	REA	%IMF	Fat		
X033	3	2	78	95	100	103	12.0	2.88	0.32			

30	WTN WILLIE A394											T
	Reg. # R10261541 Birth Date: 11/18/13 Tattoo: A394											
	EPDs											
	CED	BW	WW	YW	Milk	TM	CEM	SC	REA	%IMF	Fat	
	5.7	-0.4	16	35	9	17	3.1	0.9	0.31	0.02	-0.045	
30% 20% 85% 75% 60% 80% 85% 15% 50% 40% 50%												
Act	205-Day			Test	365-Day Yearling							
BW	Wt	Ratio	ADG	WDA	Ratio	Wt	Ratio	FS	SC			
86	584	92	2.50	2.67	89	984	89	6.0	36.3			
Curve Bender Index				Carcass Ultrasound Scans								
CBI	Quartile	REA	Ratio	%IMF	Ratio	Fat	Ratio					
74	SECOND	13.3	94	2.43	85	0.15	99					
Sire: WT UPPERCUT WARRIOR U843						Base Price \$2,500						
MGS: ACES TF WRANGLER 145/8						<ul style="list-style-type: none"> Functional Genetics Overall Balance Top 15% SC EPD Big 13.3 Inch REA 						
MGS: CHALLENGER OF BRINKS 99E43												
GGGS: CADENCE OF BRINKS 535D3												
Dam's Progeny Record					Progeny Ultrasound							
Dam	Age	# Prog	Act	BW	BW-R	WW-R	YW-R	REA	%IMF	Fat		
M110	12	10	88	98	93	97	13.3	2.35	0.14			

31	SR WRANGLER WARRIOR A360											S
	Reg. # R10250784 Birth Date: 11/4/13 Tattoo: A360											
	EPDs											
	CED	BW	WW	YW	Milk	TM	CEM	SC	REA	%IMF	Fat	
	2.5	1.5	28	57	19	33	1.7	0.1	0.31	0.09	-0.032	
90% 65% 35% 30% 1% 4% 95% 85% 50% 20% 90%												
Act	205-Day			Test	365-Day Yearling							
BW	Wt	Ratio	ADG	WDA	Ratio	Wt	Ratio	FS	SC			
94	603	102	3.20	2.99	101	1114	100	6.4	31.7			
Curve Bender Index				Carcass Ultrasound Scans								
CBI	Quartile	REA	Ratio	%IMF	Ratio	Fat	Ratio					
70	THIRD	14.1	106	3.36	107	0.31	116					
Sire: ACES TF WRANGLER 145/8						Base Price \$2,500						
MGS: CADENCE OF BRINKS 535D3						<ul style="list-style-type: none"> Super Maternal Strength Top 4%+ MK & TM EPDs Big 14.1 Inch REA Over 3% IMF 						
MGS: TYSON OF BRINKS LB302Y62												
GGGS: UPDATE OF BRINKS 71Y2												
Dam's Progeny Record					Progeny Ultrasound							
Dam	Age	# Prog	Act	BW	BW-R	WW-R	YW-R	REA	%IMF	Fat		
K021	13	12	92	111	106	103	13.4	3.08	0.26			

32	H+ MODOC WARRIOR A327											H+
	Reg. # R10252701 Birth Date: 11/11/13 Tattoo: A327											
	EPDs											
	CED	BW	WW	YW	Milk	TM	CEM	SC	REA	%IMF	Fat	
	4.4	1.0	25	46	13	26	3.5	0.1	0.17	-0.22	-0.045	
55% 50% 50% 55% 15% 30% 65% 90% 75% 95% 50%												
Act	205-Day			Test	365-Day Yearling							
BW	Wt	Ratio	ADG	WDA	Ratio	Wt	Ratio	FS	SC			
74	492	95	3.32	2.84	97	1022	99	6.3	31.2			
Curve Bender Index				Carcass Ultrasound Scans								
CBI	Quartile	REA	Ratio	%IMF	Ratio	Fat	Ratio					
70	THIRD	12.4	101	1.68	48	0.14	62					
Sire: SR MOHICAN WARRIOR X004						Base Price \$2,500						
MGS: CCR INTEGRITY 589K4						<ul style="list-style-type: none"> Substantial Calving Ease Only 74 Pound BW Maternal Excellence Top 15% MK EPD 						
MGS: CCR PATHFINDER 9B4												
GGGS: DMA KINK/NAN 101												
Dam's Progeny Record					Progeny Ultrasound							
Dam	Age	# Prog	Act	BW	BW-R	WW-R	YW-R	REA	%IMF	Fat		
452S3	8	6	72	98	103	103	12.4	1.68	0.14			

We work very hard to provide the most accurate performance testing program possible and you can feel confident in each piece of data reported. Accurate contemporary grouping is essential in this effort as it is the differences in animal performance within a contemporary group that is reflected in EPDs. Animals from us and our cooperator herds were obviously not raised together and cannot possibly be in the same contemporary group. Therefore, when you look at the individual performance data, a ratio of 100 (average) will not correlate to the same weight among the groups. Be sure you know which animals are in the same contemporary group to know how to compare. Better yet, ignore absolute weights and look at weight ratios and look very, very much harder at EPDs.

	CED	BW	WW	YW	MILK	TM	CEM	SC	REA	%IMF	FT
EPDS	4.7	1.1	25	46	10	22	3.7	0.5	0.31	0.00	-0.043

BEEF CATTLE HERD HEALTH

We and our cooperators take very seriously our commitment to provide you with a healthy animal and to minimize the risk of introducing disease into your cow herd. The following chart depicts our comprehensive, intensive and proactive approach to disease control. It indicates when we administer vaccines, vitamins, parasite control and all testing procedures. Our cooperators follow an identical protocol. We are **Tuberculosis Accredited** {Spitzer Ranch #58348, Taylor #200615T and Hunt's #381} and **Brucellosis Certified** {Spitzer Ranch #2226, Taylor #200615B and Hunt's #381}. Spitzer Ranch and Will Taylor have been testing for Johnes's Disease since 1999; first achieved Johnes's

Disease Surveillance Program Level 4 in 2003; and advanced to be designated as **Johne's Disease Test-Negative Level 6 Herds** under the new program. The Hunt family has been testing for Johnes's Disease by fecal culture since 2010 with all cows testing negative each time and they are working towards designation as a Test-Negative Herd. Additionally, every bull in the sale as well as their sisters back home have been "ear notched" and guaranteed to be **Negative for PI-BVD** by IDEXX Antigen Capture Elisa (ACE).

Health Papers (Certificate of Veterinary Inspection) will be provided at no charge to buyers in order to allow shipment to Anywhere, USA.

Herd Health Protocol - Spitzer Ranch Calving Season OCT THRU DEC

HEALTH CALENDAR FOR ALL CALVES

Calf Working @ 2-3 months of age	Clostridial Diseases	IBR-PI3-BVD-BRSV	Leptospirosis		
	<i>Ultrabac 7</i>		<i>Pyramid 10</i>		
Pre-Weaning @ 4 weeks before weaning	Clostridial Diseases	IBR-PI3-BVD-BRSV	Leptospirosis	Other	Tests
	<i>Ultrabac 7</i>	<i>Bovishield Gold FP5L5</i>		<i>Vitamin A+D</i>	<i>Ear Notch PI-BVD</i>
Weaning @ 7-8 months of age	Clostridial Diseases	IBR-PI3-BVD-BRSV	Leptospirosis	Other	Brucellosis
	<i>Ultrabac 7</i>		<i>Pyramid 10</i>	<i>Eprinex</i>	<i>RB 51 (Heifers Only)</i>
Weaning + 56 days				Other	
				<i>Panacur</i>	
Weaning + 112 days				Other	
				<i>Eprinex</i>	
Yearling	Campylobacteriosis	IBR-PI3-BVD-BRSV	Leptospirosis	Other	
	<i>Vibrin</i>	<i>Bovishield Gold FP5L5</i>		<i>Eprinex</i>	
				<i>Vitamin A+D</i>	

HEALTH CALENDAR FOR ALL COWS

Pre-Breeding				Other	
				<i>Vitamin A+D</i>	
Pregnancy Examination Mid-Summer	Campylobacteriosis	IBR-PI3-BVD-BRSV	Leptospirosis	Other	Tests
	<i>Vibrin</i>	<i>Bovishield Gold FP5L5</i>		<i>Eprinex</i>	<i>*Brucellosis</i>
					<i>*Tuberculosis</i>
					<i>*Johne's Disease</i>

** All Testing as Required and Defined by Federal and State Regulations*

Spitzer Ranch



John & Patricia Spitzer

1511 Hwy 59 • Fair Play, SC 29643

864/972-9140

spitzeranch@mindspring.com



Brangus Seedstock Producer

Profitable Genetics from Performance Cattlemen



Spitzer Ranch

*Professional Cattlemen's
Performance-Tested Brangus Bull Sale*

Saturday, February 28, 2015

1:00 EST pm • At the Ranch • Fair Play, SC

*Exit North off I-85 at Exit 2, Go North on SC Hwy 59
for 2 miles and look for our ranch sign on your left.*